



ALPHA



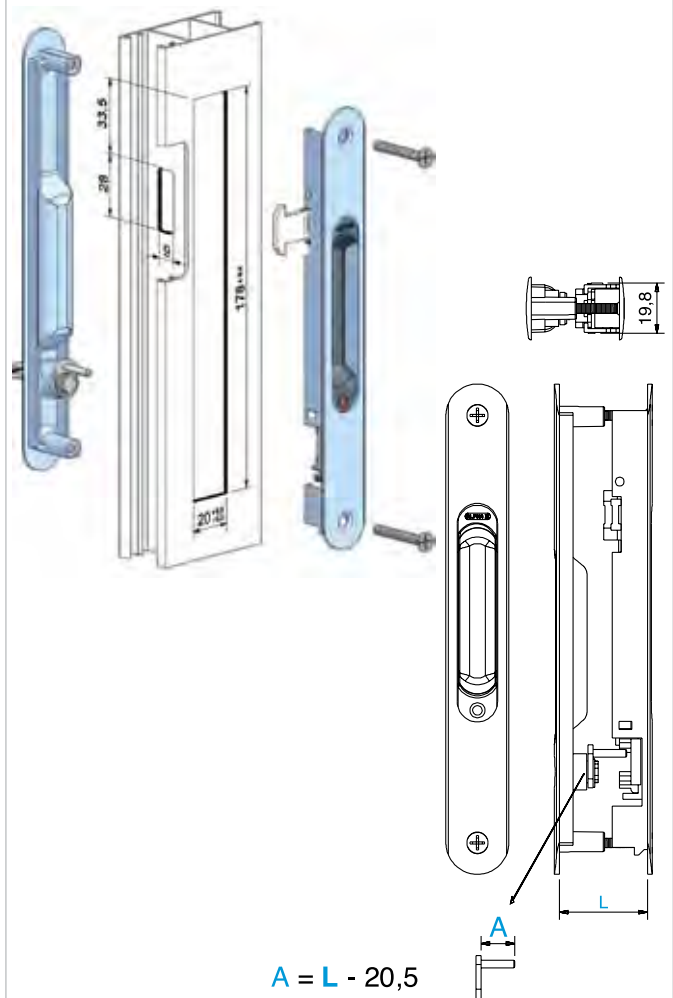
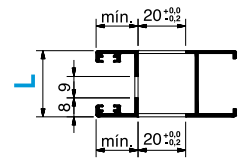
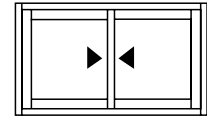
Chaves diferentes
Different keys
llaves diferentes
Clefs différents



Mod. Dep.

ref:	L	
	Mín	Máx
244N*	22	31
244C	27	29
244	27	36
244E	30	32
244L	36	48

*Inclui espessor 244W p.144 /includes wedge 244W p.144
Incluido calzo 244W pag.144 / Cale 244W compris pag. 144



$$A = L - 20,5$$

EMBALAGEM

Caixa com 12 pares

MATERIAIS

Alumínio e zamak

FIXAÇÃO

Parafusos (incluídos)

ACABAMENTO

Lacado e anodizado

NORMAS

EN 1670, 13126-1

OBSERVAÇÕES

Conjunto de fecho duplo com chave e concha. Gancho não incluído

PACKAGING

Box with 12 pairs

MATERIALS

Aluminum and zamak

FIXING

Screws (included)

FINISHING

Powder painting

STANDARD

EN 1670, 13126-1

COMMENTS

Double sliding lock with key. Hook not included

EMPAQUETADO

Caja con 12 pares

MATERIALES

Aluminio y zamak

FIJACIÓN

Tornillos (incluídos)

ACABADOS

Lacado

NORMAS

EN 1670, 13126-1

OBSERVACIONES

Conjunto de cierre e uñero p/ puertas. Gancho no incluído

EMBALLAGE

Boîte avec 12 paires

MATÉRIELS

Aluminium et zamak

FIXATION

Vis (compris)

FINITIONS

Laqué

NORMATIF

EN 1670, 13126-1

OBSERVATIONS

Double fermeture avec clé. Crochet pas compris